



GOD OF GRAPHIC'S™
PREMIER ACADEMY FOR MULTIMEDIA & COMPUTER EDUCATION

A Leader in
Online Computer Education
in all India



**MASTER THE ART OF
2D ANIMATION
ONLINE TRAINING**

Founder & Head - Jitendra Rajpurohit



CAREER IN 2D ANIMATION

Why Build Your Career in 2D ANIMATION ?

Growing Demand in Entertainment Industry

With the rise of animated movies, TV series, and web content, 2D animation is a crucial part of the entertainment industry, creating endless job opportunities.

Diverse Career Paths

2D animation skills open doors to careers in gaming, advertising, e-learning, and explainer videos, offering versatility in job roles.

High Creativity & Artistic Freedom

This field allows artists to bring their imagination to life, designing unique characters, storytelling, and visual experiences.

Freelance & Remote Work Opportunities

Many animators work as freelancers or remotely for global clients, providing flexibility and a work-life balance.your choice, interest, and preference.

Ever-Evolving Technology & Software

With advancements in animation tools like Toon Boom, Adobe Animate, and After Effects, animators have access to innovative techniques to enhance their skills.

Lucrative Career Growth & Stability

As companies continue investing in animated content, skilled 2D animators enjoy long-term career stability with competitive salaries.

A Brief About God of Graphics

(India's Best, Premium and Trusted IT & Multimedia Training Institute)

God of Graphics is a leading Multimedia and IT training company and institute in India. Founded in 2019 by Jitendra Rajpurohit (Jagirdar JD), the company offers computer courses like Multimedia (Graphic Design, Video Editing, VFX, Animation) and IT (Computer Basic, Accounting, MS Office, Web Development, Marketing) etc.

Unlock Your Creative Potential with God of Graphics

At God of Graphics, we believe creativity knows no bounds. Our institute is a hub for aspiring designers, artists, and innovators who want to transform their passion into a profession. From mastering the art of Photoshop to creating stunning vector designs in Illustrator, we equip you with the tools to craft visual masterpieces.

Learn from the Best in the Industry

Our courses are designed and delivered by seasoned experts with years of experience in graphic design, animation, and digital marketing. With personalized mentorship and hands-on projects, you'll gain real-world insights and develop a portfolio that stands out in any creative industry.

More Than Just Design – A Career Path

God of Graphics is not just about learning software; it's about building a career. We prepare our students for opportunities in advertising, branding, social media, and beyond. Whether you're dreaming of freelancing, joining a top agency, or starting your own venture, we'll guide you every step of the way.

Exclusive Free Resources for Designers


We go beyond teaching by providing free PSD files and books in PDF format, making learning affordable and accessible. Whether you're looking for ready-to-use templates or in-depth design guides, our resources are here to support your creative journey.

Join a Community of Creatives

Become part of a growing community of like-minded individuals who share your passion for design. Our students don't just learn – they collaborate, create, and conquer challenges together, building networks that last a lifetime.

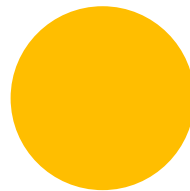


Why Learn 2D Animation With God of Graphics?




Industry-Recognized Certification

The certificate you receive on course completion is valid nationally. You can easily share it, add it to your resume, and explore great opportunities.




Completely Practical-Oriented

2D Animation is a skill that requires immense practice. For that, we offer 100% practical training with regular assignments, assessments, and projects.



Training by Pro Experts

The complete 2D Animation training is led by an expert having a decade of experience in the field for your highly efficient learning.



Online Batches

You can upskill yourself from anywhere by joining our live training batches.



Dear Learners,

Welcome to God of Graphics, a space where creativity meets opportunity, and passion turns into profession. As the founder, my vision has always been to create a platform that empowers aspiring designers like you to unleash your true potential.

Graphic design is more than just software and tools—it's about storytelling, problem-solving, and making a lasting impact through visuals. At God of Graphics, we strive to equip you with not just the technical skills but also the creative mindset to excel in this dynamic industry.

Every project you take on here, every idea you explore, is a step toward becoming the designer you aspire to be. Remember, success in design isn't about perfection; it's about persistence, curiosity, and the courage to express yourself.

I am committed to providing you with the best resources, mentorship, and opportunities to help you grow and thrive. Together, let's make your creative dreams a reality.

Keep designing, keep learning, and never stop imagining!

Warm regards,

Jitendra Rajpurohit
Founder, God of Graphics



MASTER THE ART OF 2D ANIMATION

WITH POPULAR SOFTWARE & TOOLS

Everything you need to become a
creative graphic designer!



Course Curriculum

Animate CC 2025

- Understanding the interface and workspace
- Setting up a new project
- Working with tools and panels
- Understanding the timeline and keyframes
- Exploring different document types
- Drawing tools
- Working with fills, strokes, and gradients
- Using the Paint Bucket and Ink Bottle tools
- Importing and managing assets
- Organizing layers and layer properties
- Understanding symbols
- Creating reusable symbols
- Managing assets with the Library pane
- Editing symbols and instances
- Using nested symbols for complex animations
- Frame-by-frame animation
- Classic Tween, Motion Tween, and Shape Tween
- Understanding easing (Ease-in, Ease-out)
- Animating text and objects
- Adjusting frame rate and animation speed
- Working with Motion Paths
- Using the Bone Tool
- Masking techniques for advanced effects
- Creating looping animations
- Parallax scrolling effects
- Introduction to ActionScript
- Creating simple buttons
- Working with click and hover effects
- Controlling animations using code
- Creating character rigs using symbols
- Animating character movements
- Lip-syncing with audio
- Animating facial expressions
- Using Shape Tweens for smooth transitions
- Importing and syncing audio files
- Controlling sound effects within animation
- Adding background music and voiceovers
- Importing and embedding videos
- Optimizing audio/video for smooth playback
- Exporting animations as GIF, MP4, and HTML5
- Optimizing animations for web and mobile
- Understanding compression
- File size management
- Using Adobe Media Encoder
- Creating a short animated film
- Working on real-world animation
- Industry tips and best practices

Course Curriculum

Basics of Adobe Photoshop

- All about the welcome screen
- Move and Artboard tool
- All about layer panel
- Brush tool
- Crop tool
- Clone stamp tool
- Healing tool
- Content-aware fill
- Eraser tool
- Blur, Sharpen, Smudge tool
- Layer Mask
- Black and White Color
- History Panel and History Brush
- Clipping mask
- Dodge, Burn and Sponge tool
- Gradient and Patterns
- Blending options/layer styles
- How to make layer styles
- Vanishing point filter and blend
- Useful websites
- Perspective warp
- Face aware liquify
- Puppet warp
- Align layers
- Remove matte from layer

- Stroke on path
- Anti-aliasing
- Fill layers
- Vector Shapes, Vector smart object
- Raster smart object
- How to save files and export jpeg/png
- How to extract hair with select and mask
- Color channels
- differences between RGB & CMYK
- Adjustments Sharpen an image
- Change color of any object

Adobe Photoshop Advanced

- Convert day scene to night
- Gradient map
- Make your own lookup tables
- Custom brushes
- Make professional actions
- Play actions on 100s of images
- Design poster
- How to blur background
- Portrait development and skin retouch
- Shadows in photoshop
- Double exposures
- Color balance to match the tone of images
- Alpha channel in photoshop

Course Curriculum

Adobe Photoshop Advanced

Quick mask mode
Colorize black and white portrait
Select tree using channels
Photo filter and channel mixer
Gradient map
Selective color adjustments
Layer comps
Shortcuts in photoshop

Premiere Pro Basic to Advance

Video resolution
Frame Rate
Bit Rates
Upscaling and Downscaling
Types of Video Angles
Creating a Project
Walking through the Layout
Importing & Organizing Media
Creating Sequence
Creating a Sequence
Adding Clips
Basic Video Editing
Effect Control
Tools and Shortcuts
Keyboard Customizing
Adjusting Clip Dimensions

- Effects Controller – Masking
- Basic Title and Graphic
- Animating Basic Title
- Import Title Elements
- How to save Custom Animation
- Default Transition
- Custom Transition
- Transition Templates Importing
- Difference Between CC and CG
- HUE, SATURATION and LUMA
- Adjusting Audio with Sliders
- Adjusting with Keyframes
- Sound Design
- Simple Cut
- Jump Cut
- J/L Cut
- Fade in Fade out
- Passing Transition
- Basic Exporting
- How to export screenshots
- Regular Speed Settings
- Effect Control
- Dolly Zoom Effect
- Glitch Effect
- Trailer Cut

Course Curriculum

Basics of Adobe Illustrator

- About the welcome screen & Selection tool
- Vector vs. Raster
- Direct selection tool
- Pen tool
- Guides/rulers
- Pen tool and All about Layer Panel
- Line segment, Arc and Spiral Tool
- Polar Grid and Rectangular Grid tool
- All about fill and stroke
- Rotate Tool and shape builder Tool
- Shape tool and Gradient
- Artboard Tool and Setting
- Scale, Shear, Reshape, and Free Transform Tool
- Pathfinder and make icons & Appearance panel
- Resizing and Slicing Artboards
- Color theory
- Type Tool with Examples
- How to download and install free fonts?
- Typography
- Custom brushes
- How to save files and export jpeg/png
- Mesh tool
- Tracing with mesh tool
- Use of blend tool and actions
- Working with symbol tool

Adobe Illustrator Advanced

- Perspective tool
- All about graph Tool
- Path Panel
- 3D Effects
- Image tracing and Live Paint
- Distort and Transforms
- Create flat design
- Isometric Designs via guides/tools
- Vector art
- Low Poly art
- 1D/2D/3D perspective Buildings

Audition For Audio

- Understanding Audio Editing
- Workflow
- Audition Interface
- Mono
- Stereo
- Mp3, Wav, aac
- Importing Audio files
- Cut, Copy, & Paste Audio
- Noise Removal
- Audio Cleanup Tools
- Adding Music & Adding Sound FX
- Exporting it to Premiere Pro

Our Students Speak for Us!



The 2D animation course was amazing! I learned everything from character design to motion graphics. The instructors are very knowledgeable and helpful.

SAURABH GUPTA



"This course exceeded my expectations! The hands-on projects helped me improve my animation skills, and now I feel confident creating my own animated stories."

PRACHI AGARWAL



"A fantastic course for beginners and professionals alike. The practical approach and industry-relevant techniques make it worth every penny!"

RAHUL MEHTA



"The best part of this course was the real-world projects. It gave me the experience I needed to land my first animation job. Highly recommended!"

SNEHA PATEL



"Great content and well-structured lessons! I would have loved a bit more focus on sound design, but overall, an excellent learning experience."

VIKRAM JOSHI

Industry-Recognized Certification

Become a Certified Graphic Designer!



Thanku For Visit Us