



**GOD OF GRAPHIC'S™**  
PREMIER ACADEMY FOR MULTIMEDIA & COMPUTER EDUCATION

*A Leader in*  
**Online Computer Education**  
*in all India*



**GRAPHIC DESIGN  
COURSE**

**ONLINE TRAINING**

Founder & Head - Jitendra Rajpurohit

# CAREER IN GRAPHIC DESIGN



## Why Build Your Career in Graphic Designing?

### Graphic Designers Are Always in Demand

Skilled graphic designers are and will always be in demand as the world is going digital where creatives and graphics play an essential role.

### Work on Your Own Terms

As a graphic designer, you can choose to work full-time, part-time, as a freelancer, or even set up your own agency to work for top companies and brands.

### Wide Range of Career Options

If you have the right skill set, you can choose from a broad range of options, including Graphic Designer, UI/UX Designer, Illustrator, Production Artist, and more.

### Opportunities to Work Across Multiple Industries

Every business and industry needs appealing graphics and images today. You can work in the industry of your choice, interest, and preference.

### A Job for Life and Great Money

Graphic designers are known for their art and ability to express things. If you develop creativity, it can bring you good money and a promising career.

### Creative Field With Artistic Freedom

Whether you do full-time or as a freelancer, the freedom to be artistic and use your creativity is always there. Eventually, you earn for your passion and art.

# A Brief About God of Graphics

(India's Best, Premium and Trusted IT & Multimedia Training Institute)

God of Graphics is a leading Multimedia and IT training company and institute in India. Founded in 2019 by Jitendra Rajpurohit (Jagirdar JD), the company offers computer courses like Multimedia (Graphic Design, Video Editing, VFX, Animation) and IT (Computer Basic, Accounting, MS Office, Web Development, Marketing) etc.

## Unlock Your Creative Potential with God of Graphics

At God of Graphics, we believe creativity knows no bounds. Our institute is a hub for aspiring designers, artists, and innovators who want to transform their passion into a profession. From mastering the art of Photoshop to creating stunning vector designs in Illustrator, we equip you with the tools to craft visual masterpieces.

## Learn from the Best in the Industry

Our courses are designed and delivered by seasoned experts with years of experience in graphic design, animation, and digital marketing. With personalized mentorship and hands-on projects, you'll gain real-world insights and develop a portfolio that stands out in any creative industry.

## More Than Just Design – A Career Path

God of Graphics is not just about learning software; it's about building a career. We prepare our students for opportunities in advertising, branding, social media, and beyond. Whether you're dreaming of freelancing, joining a top agency, or starting your own venture, we'll guide you every step of the way.

## Exclusive Free Resources for Designers


We go beyond teaching by providing free PSD files and books in PDF format, making learning affordable and accessible. Whether you're looking for ready-to-use templates or in-depth design guides, our resources are here to support your creative journey.

## Join a Community of Creatives

Become part of a growing community of like-minded individuals who share your passion for design. Our students don't just learn – they collaborate, create, and conquer challenges together, building networks that last a lifetime.

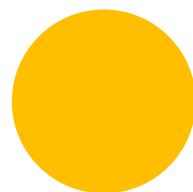


## Why Build Your Career in Graphic Designing?




### **Industry-Recognized** Certification

The certificate you receive on course completion is valid nationally. You can easily share it, add it to your resume, and explore great opportunities.




### **Completely** Practical-Oriented

Graphic design is a skill that requires immense practice. For that, we offer 100% practical training with regular assignments, assessments, and projects.



### **Training by Pro** Graphic Designer

The complete graphic designing training is led by an expert graphic designer having a decade of experience in the field for your highly efficient learning.



### **Online** Batches

You can upskill yourself from anywhere by joining our live training batches.



## Dear Learners,

Welcome to God of Graphics, a space where creativity meets opportunity, and passion turns into profession. As the founder, my vision has always been to create a platform that empowers aspiring designers like you to unleash your true potential.

Graphic design is more than just software and tools—it's about storytelling, problem-solving, and making a lasting impact through visuals. At God of Graphics, we strive to equip you with not just the technical skills but also the creative mindset to excel in this dynamic industry.

Every project you take on here, every idea you explore, is a step toward becoming the designer you aspire to be. Remember, success in design isn't about perfection; it's about persistence, curiosity, and the courage to express yourself.

I am committed to providing you with the best resources, mentorship, and opportunities to help you grow and thrive. Together, let's make your creative dreams a reality.

Keep designing, keep learning, and never stop imagining!

Warm regards,

**Jitendra Rajpurohit**  
**Founder, God of Graphics**



# GRAPHIC DESIGN COURSE SYLLABUS

## WITH POPULAR SOFTWARE & TOOLS

Everything you need to become a  
creative graphic designer!



# Course Curriculum

## Basics of Adobe Photoshop

- All about the welcome screen
- Move and Artboard tool
- All about layer panel
- Brush tool
- Crop tool
- Clone stamp tool
- Healing tool
- Content-aware fill
- Eraser tool
- Blur, Sharpen, Smudge tool
- Layer Mask
- Black and White Color
- History Panel and History Brush
- Clipping mask
- Dodge, Burn and Sponge tool
- Gradient and Patterns
- Blending options/layer styles
- How to make layer styles
- Vanishing point filter and blend
- Useful websites
- Perspective warp
- Face aware liquify
- Puppet warp
- Align layers
- Remove matte from layer

- Stroke on path
- Anti-aliasing
- Fill layers
- Vector Shapes, Vector smart object
- Raster smart object
- How to save files and export jpeg/png
- How to extract hair with select and mask
- Color channels
- differences between RGB & CMYK
- Adjustments Sharpen an image
- Change color of any object

## Adobe Photoshop Advanced

- Convert day scene to night
- Gradient map
- Make your own lookup tables
- Custom brushes
- Make professional actions
- Play actions on 100s of images
- Design poster
- How to blur background
- Portrait development and skin retouch
- Shadows in photoshop
- Double exposures
- Color balance to match the tone of images
- Alpha channel in photoshop

# Course Curriculum

## Adobe Photoshop Advanced

- Quick mask mode
- Colorize black and white portrait
- Select tree using channels
- Photo filter and channel mixer
- Gradient map
- Selective color adjustments
- Layer comps
- Shortcuts in photoshop

## Basics of Adobe Illustrator

- About the welcome screen & Selection tool
- Vector vs. Raster
- Direct selection tool
- Pen tool
- Guides/rulers
- Pen tool and All about Layer Panel
- Line segment, Arc and Spiral Tool
- Polar Grid and Rectangular Grid tool
- All about fill and stroke
- Rotate Tool and shape builder Tool
- Shape tool and Gradient
- Artboard Tool and Setting
- Scale, Shear, Reshape, and Free Transform Tool
- Pathfinder and make icons & Appearance panel
- Resizing and Slicing Artboards
- Color theory

- Type Tool with Examples
- How to download and install free fonts?
- Typography
- Custom brushes
- How to save files and export jpeg/png

## Adobe Illustrator Advanced

- Mesh tool
- Tracing with mesh tool
- Use of blend tool and actions
- Working with symbol tool
- Perspective tool
- All about graph Tool
- Path Panel
- 3D Effects
- Image tracing and Live Paint
- Distort and Transforms
- Create flat design
- Isometric Designs via guides/tools
- Vector art
- Low Poly art
- 1D/2D/3D perspective Buildings





# Course Curriculum

## Basic of InDesign

- Overview of the interface and tools
- Setting up the workspace
- Understanding panels, menus, and shortcuts
- Creating a new document
- Page sizes, margins, and bleeds
- Master pages and their applications
- Text frames and flow
- Formatting text styles, sizes, and alignment
- Character and paragraph styles
- Managing hyphenation and justification
- Placing and fitting images
- Linking and embedding images
- Using the Frame Fitting Options
- Creating basic shapes and frames
- Aligning and distributing objects
- Applying fills, strokes, and gradients
- Understanding and managing layers
- Grouping and locking elements
- Using guides and grids for alignment
- Applying colors and gradients
- Using swatches and color libraries
- Working with CMYK vs. RGB
- Exporting documents as PDFs
- Preflight and packaging for print
- Basic printing setup and considerations

## InDesign Advanced

- Advanced character and paragraph styles
- kerning, tracking, and leading
- Bulleted and numbered lists
- Creating and formatting tables
- Applying table styles
- Importing data from external sources
- Using the Pathfinder tool
- Creating compound paths and shapes
- Anchored objects and inline graphics
- Creating multiple master pages
- Overriding master page elements
- Adding automatic page numbers and sections
- Adding hyperlinks and buttons
- Creating interactive PDFs
- Object and table styles
- Creating complex grids and layouts
- Managing chapters with the Book panel
- Advanced gradients and blending modes
- Packaging for printers and publishers



# Course Curriculum

## CorelDRAW

- Introduction to CorelDRAW
- User Interface (UI) Design
- Pick tool transformation
- Drawing tools and properties
- Freehand, Point, bezier and pen tool
- Gradient
- Text tool
- Envelope tool
- Distortion
- Artistic, Media, Live sketch, and Smart Drawing

## CorelDraw

- Background patterns
- Group, align, order, and zoom
- Weld, Trim, and Intersect
- Mesh
- Shadow and Transparency
- Contour tool
- Blend
- Text masking and Clipart
- Certificate Print and Merge



# Our Students Speak for Us!



"Enrolling in the graphic design course was the best decision I made for my career. The hands-on projects and expert guidance have helped me develop skills that I never thought I had. I now feel confident designing for real-world clients!"

**SHANJIV MAURYA**



"The course curriculum is well-structured and easy to follow, even for beginners like me. The instructors are incredibly supportive, and I loved the practical assignments. I've already started taking freelance design projects!"

**ANSHU SINGH**



"This course taught me everything from the basics to advanced techniques in Photoshop, Illustrator, and CorelDRAW. The live projects and student collaborations were game-changers for me. Highly recommended for aspiring designers!"

**Ankita Patil**



"I was amazed by how much I learned in such a short time. The interactive classes, student support, and real-world application of skills made this course stand out. I now have a strong portfolio to showcase my work!"

**Saurabh Gupta**



"The best part of this course is the personal attention given to each student. The faculty is always ready to clear doubts, and the practical assignments are truly industry-focused. I'm now working as a full-time designer, thanks to this course!"

**Manohar**

# Industry-Recognized

# Certification

## Become a Certified Graphic Designer!



# Thanku For Visit Us