



GOD OF GRAPHIC'S[™]
PREMIER ACADEMY FOR MULTIMEDIA & COMPUTER EDUCATION

A Leader in
Online Computer Education
in all India



**VIDEO, AUDIO AND MOTION
GRAPHICS COURSE
ONLINE TRAINING**

Founder & Head - Jitendra Rajpurohit




CAREER IN VIDEO AND MOTION GRAPHIC

Why Build Your Career in Video and Motion Graphic?



Video Editors Are Always in Demand

Video editors and motion graphics artists create engaging visual content for entertainment, marketing, and education, driving their constant demand.



Work on Your Own Terms

As a Video editors and motion graphics artists , you can choose to work full-time, part-time, as a freelancer, or even set up your own agency to work for top companies and brands.



Wide Range of Career Options

Video editing and motion graphics offer diverse career paths in film, advertising, gaming, social media, education, and corporate industries.



Opportunities to Work Across Multiple Industries

Every business and industry needs appealing video editing and motion graphics. You can work in the industry of



A Job for Life and Great Money

Video editing and motion graphics art and ability to express things. If you develop creativity, it can bring you good money and a promising career.



Creative Field With Artistic Freedom

Whether you do full-time or as a freelancer, the freedom to be artistic and use your creativity is always there. Eventually, you earn for your passion and art.

A Brief About God of Graphics

(India's Best, Premium and Trusted IT & Multimedia Training Institute)

God of Graphics is a leading Multimedia and IT training company and institute in India. Founded in 2019 by Jitendra Rajpurohit (Jagirdar JD), the company offers computer courses like Multimedia (Graphic Design, Video Editing, VFX, Animation) and IT (Computer Basic, Accounting, MS Office, Web Development, Marketing) etc.

Unlock Your Creative Potential with God of Graphics

At God of Graphics, we believe creativity knows no bounds. Our institute is a hub for aspiring designers, artists, and innovators who want to transform their passion into a profession. From mastering the art of Photoshop to creating stunning vector designs in Illustrator, we equip you with the tools to craft visual masterpieces.

Learn from the Best in the Industry

Our courses are designed and delivered by seasoned experts with years of experience in graphic design, animation, and digital marketing. With personalized mentorship and hands-on projects, you'll gain real-world insights and develop a portfolio that stands out in any creative industry.

More Than Just Design – A Career Path

God of Graphics is not just about learning software; it's about building a career. We prepare our students for opportunities in advertising, branding, social media, and beyond. Whether you're dreaming of freelancing, joining a top agency, or starting your own venture, we'll guide you every step of the way.

Exclusive Free Resources for Designers


We go beyond teaching by providing free PSD files and books in PDF format, making learning affordable and accessible. Whether you're looking for ready-to-use templates or in-depth design guides, our resources are here to support your creative journey.

Join a Community of Creatives

Become part of a growing community of like-minded individuals who share your passion for design. Our students don't just learn – they collaborate, create, and conquer challenges together, building networks that last a lifetime.

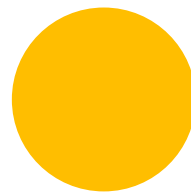


Why Build Your Career in Video Editing & Motion Graphics?




Industry-Recognized Certification

The certificate you receive on course completion is valid nationally. You can easily share it, add it to your resume, and explore great opportunities.




Completely Practical-Oriented

Video editing and Motion graphics is a skill that requires immense practice. For that, we offer 100% practical training with regular assignments, assessments, and projects.



Training by Pro Experts

The complete video editing and motion graphics training is led by an expert having a decade of experience in the field for your highly efficient learning.



Online Batches

You can upskill yourself from anywhere by joining our live training batches.



Dear Learners,

Welcome to God of Graphics, a space where creativity meets opportunity, and passion turns into profession. As the founder, my vision has always been to create a platform that empowers aspiring designers like you to unleash your true potential.

Graphic design is more than just software and tools—it's about storytelling, problem-solving, and making a lasting impact through visuals. At God of Graphics, we strive to equip you with not just the technical skills but also the creative mindset to excel in this dynamic industry.

Every project you take on here, every idea you explore, is a step toward becoming the designer you aspire to be. Remember, success in design isn't about perfection; it's about persistence, curiosity, and the courage to express yourself.

I am committed to providing you with the best resources, mentorship, and opportunities to help you grow and thrive. Together, let's make your creative dreams a reality.

Keep designing, keep learning, and never stop imagining!

Warm regards,

Jitendra Rajpurohit
Founder, God of Graphics



VIDEO, AUDIO AND MOTION GRAPHICS SYLLABUS

WITH POPULAR SOFTWARE & TOOLS

Everything you need to become a
creative graphic designer!



Course Curriculum

Basics of Adobe Photoshop

- All about the welcome screen
- Move and Artboard tool
- All about layer panel
- Brush tool
- Crop tool
- Clone stamp tool
- Healing tool
- Content-aware fill
- Eraser tool
- Blur, Sharpen, Smudge tool
- Layer Mask
- Black and White Color
- History Panel and History Brush
- Clipping mask
- Dodge, Burn and Sponge tool
- Gradient and Patterns
- Blending options/layer styles
- How to make layer styles
- Vanishing point filter and blend
- Useful websites
- Perspective warp
- Face aware liquify
- Puppet warp
- Align layers
- Remove matte from layer

- Stroke on path
- Anti-aliasing
- Fill layers
- Vector Shapes, Vector smart object
- Raster smart object
- How to save files and export jpeg/png
- How to extract hair with select and mask
- Color channels
- differences between RGB & CMYK
- Adjustments Sharpen an image
- Change color of any object

Adobe Photoshop Advanced

- Convert day scene to night
- Gradient map
- Make your own lookup tables
- Custom brushes
- Make professional actions
- Play actions on 100s of images
- Design poster
- How to blur background
- Portrait development and skin retouch
- Shadows in photoshop
- Double exposures
- Color balance to match the tone of images
- Alpha channel in photoshop

Course Curriculum

Adobe Photoshop Advanced

- Quick mask mode
- Colorize black and white portrait
- Select tree using channels
- Photo filter and channel mixer
- Gradient map
- Selective color adjustments
- Layer comps
- Shortcuts in photoshop

Premiere Pro Basic to Advance

- Video resolution
- Frame Rate
- Bit Rates
- Upscaling and Downscaling
- Types of Video Angles
- Creating a Project
- Walking through the Layout
- Importing & Organizing Media
- Creating Sequence
- Creating a Sequence
- Adding Clips
- Basic Video Editing
- Effect Control
- Tools and Shortcuts
- Keyboard Customizing
- Adjusting Clip Dimensions
- Effects Controller – Masking
- Basic Title and Graphic
- Animating Basic Title
- Import Title Elements
- How to save Custom Animation
- Default Transition
- Custom Transition
- Transition Templates Importing
- Difference Between CC and CG
- HUE, SATURATION and LUMA
- Adjusting Audio with Sliders
- Adjusting with Keyframes
- Sound Design
- Simple Cut
- Jump Cut
- J/L Cut
- Fade in Fade out
- Passing Transition
- Basic Exporting
- How to export screenshots
- Regular Speed Settings
- Effect Control
- Dolly Zoom Effect
- Glitch Effect
- Trailer Cut

Course Curriculum

After Effects Basic to Advance


- Interface and Workspace
- After effects tools
- Timeline & Layers
- 3D tools and Layers
- Shape tool
- Pen tool
- Text Tool
- Brush and Erase Tool
- Clone Tool
- Roto Brush
- Puppet Pin tool
- Animation Basics
- Psd and AI Documents
- Simple Animation Pt 1 & 2
- Video Editing Part 1 & 2
- Transitions
- Enhancing Elements
- Green Screens
- Overlays
- Speed & Motion
- Stabilize & Color Correction
- Sky replacement
- Fixing and Exporting
- Text and Video
- Text Tracking
- Clone Effect
- Neon Animations
- Still Image Animations
- Time Paths
- Lopping
- Loading Animations
- Liquid Motions
- Logo Motion Examples
- Character Animations
- 3D Basics
- Introduction
- Camera Layers
- Light
- Layer Styles
- Text Behind Subject
- elements through Text
- Green Screen
- VFX Effects
- Much More



Course Curriculum

Audition For Audio

- Understanding Audio Editing
- Workflow
- Audition Interface
- Mono
- Stereo
- Mp3, Wav, aac
- Importing Audio files
- Cut, Copy, & Paste Audio
- Noise Removal
- Audio Cleanup Tools
- Amplitude & Compression
- Filter & EQ
- Time & Pitch
- Audio Mixing & Adding Voice Over
- Adding Music & Adding Sound FX
- Audio file Formats
- Exporting it to Premiere Pro
- Final Delivery



Our Students Speak for Us!



"This course completely changed my perspective on video editing! The instructors explained everything in such a simple and effective way. I learned industry-level motion graphics techniques that I never thought I could master. Highly recommended!"

Kailash Choudhary



"As a beginner, I was nervous about learning video editing, but this course made it so easy. The hands-on projects helped me gain real experience, and now I can confidently edit professional videos. Thanks to the amazing mentors!"

Saurabh Gupta



"The best part about this course was learning practical skills in After Effects and Premiere Pro. From basic cuts to advanced motion tracking, everything was covered in detail. Now, I can create high-quality videos for my clients!"

Prachi Agarwal



"Excellent course with expert guidance! I learned how to create cinematic videos and stunning visual effects. The faculty provided great feedback, and the assignments helped me improve a lot. Thank you for this amazing learning experience!"

Dinesh Singh



"I had some experience in editing, but this course took my skills to the next level. The motion graphics lessons were a game-changer. If you're serious about video editing, this is the best place to learn!"

Sneha Rathor

Industry-Recognized

Certification

Become a Certified Graphic Designer!



Thanku For Visit Us